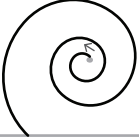





















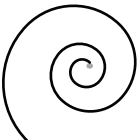





TRACING LINES 9

Do you want to learn handwrite nicely and correctly? These exercises can help you. Draw over the shapes first, and then draw the same shapes until the end of the line. Draw the shapes in the direction of arrows. The direction of drawing is important for nice and fluent handwriting. Try to use correct tilt and height of shapes.

							



							



		.			.	